

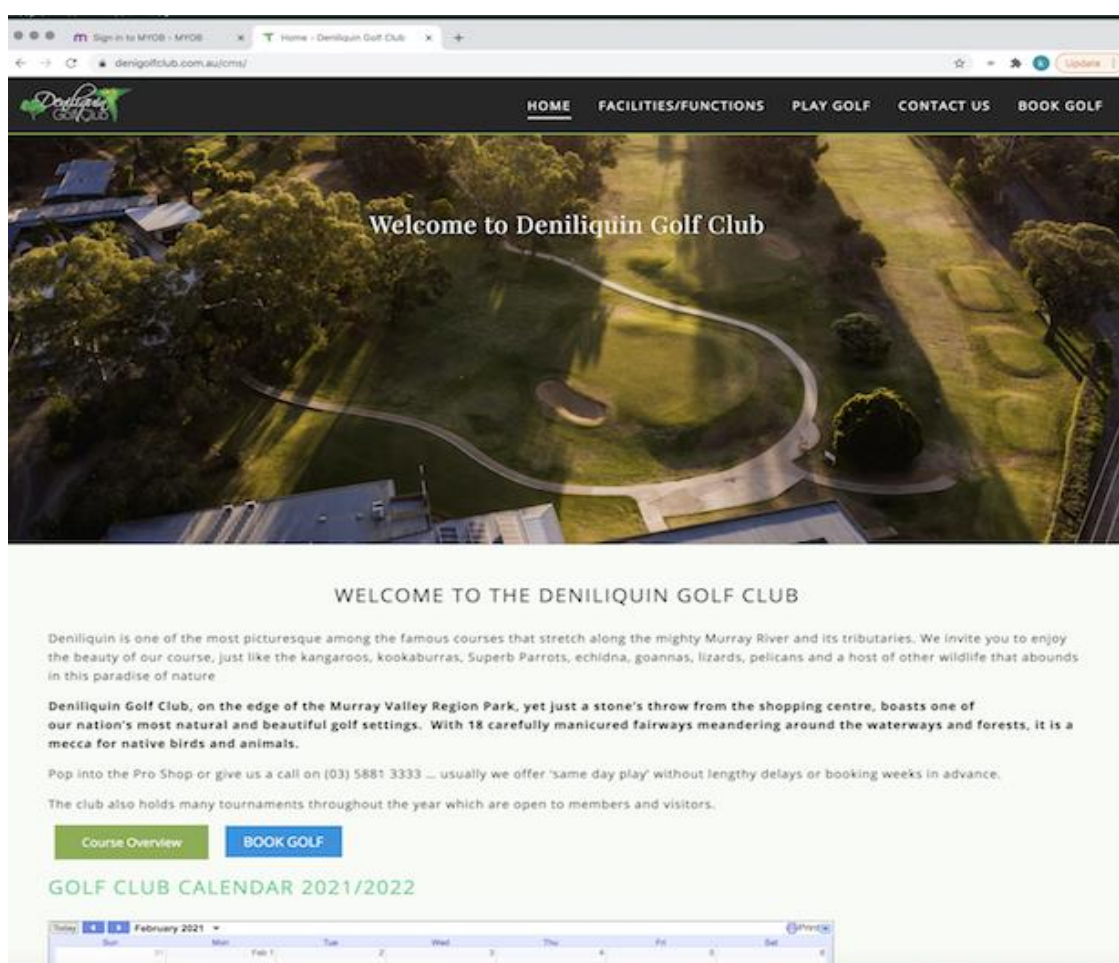
TIPS FOR USING THE SYLLABUS CALENDAR AND THE WEBSITE



(as at 24/2/2021)

TIPS for using the *Event Calendar*

Access the internet on your device and type www.denigolfclub.com.au into the address bar to access our homepage, which will open up as follows...



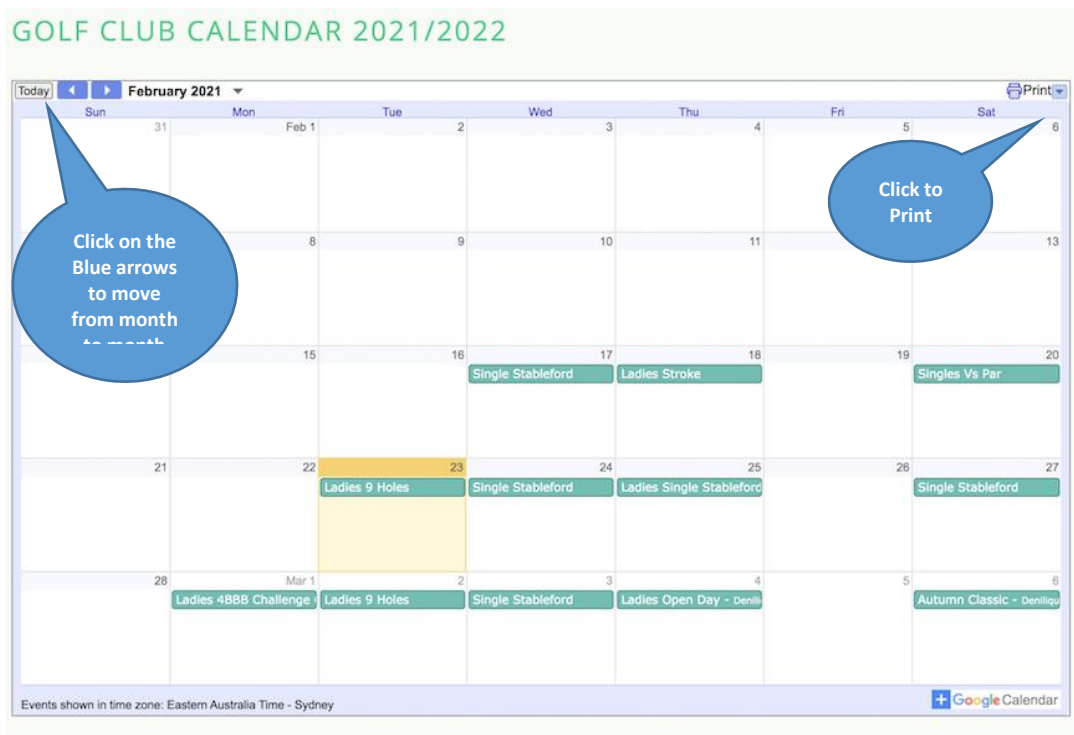
You are able to book your golf by Clicking on the button.



This will take you to OUR GOLF where you can login using your Golf link No and password.


Scroll down the page to display the full Calendar (see below)

Click on the blue arrows to move back and forward through the Calendar months.



To Print Calendar, click on the Printer Icon at the top right hand corner and the following box will appear. Choose from the dropdown box if you want this month, 3 months or 6 months and click Print.

Calendar Print Preview



Print Range: Feb 28 – Apr 3, 2021

Font size: This month, 3 months, 6 months

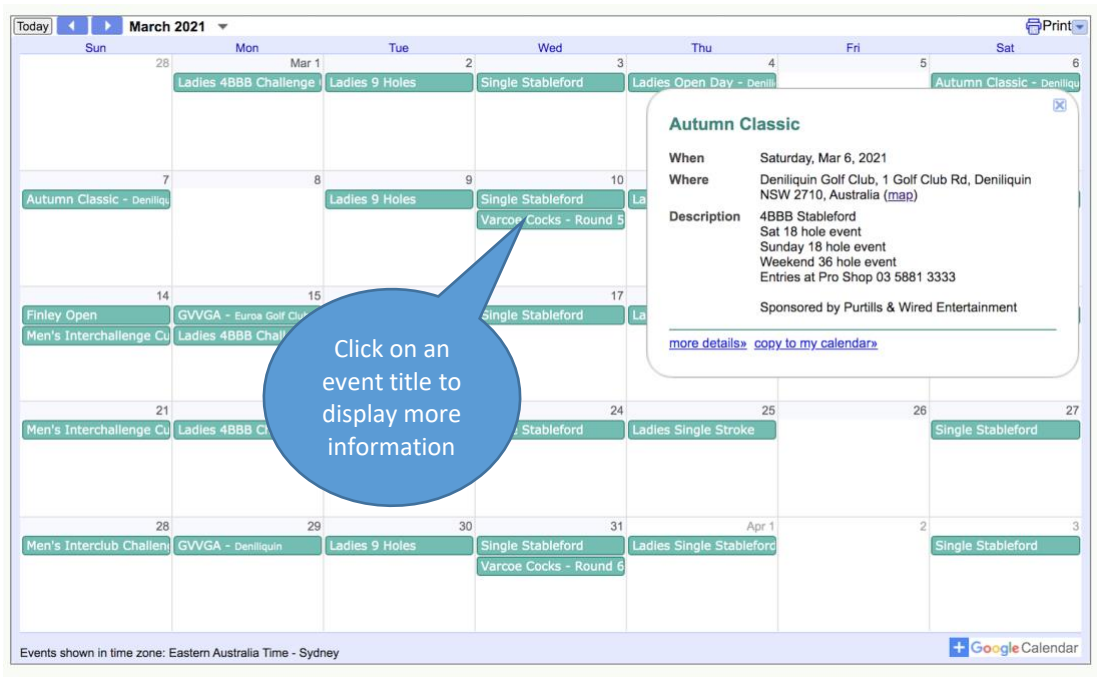
Orientation:

Show events you have declined:

Black and white:

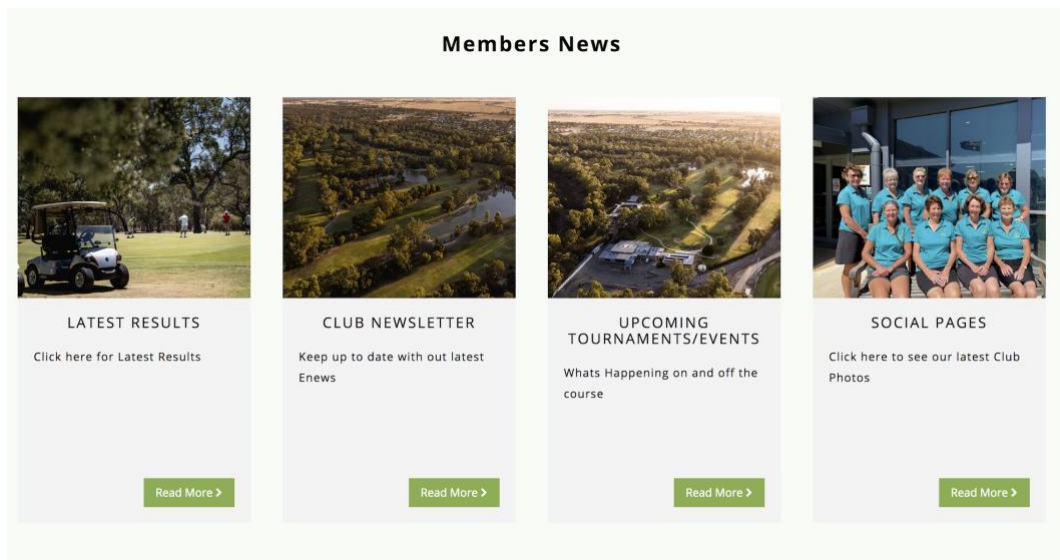
Print Save As... Cancel

To see more information about a particular event, click on the Event heading to display more detail about the tournament/competition. To go back to the calendar, just click on the small blue cross in the top.



There is also lots more information on our Golf Club Website Homepage.


Scroll down past the calendar and you will see the following options



- For all Competition results, Click on the Read More button under LATEST RESULTS
- To access information in past Club E News, Click on the Read More button under CLUB NEWSLETTER
- For Information regarding Tournaments etc. Click on the Read More button under UPCOMING TOURNAMENTS & EVENTS
- To see the latest Club Photos, Click on the Read More button under SOCIAL PAGES

IF YOU ARE USING AN IPHONE OR IPAD AND WOULD LIKE TO ADD THE WEBSITE TO YOUR HOMEPAGE

Type in the website address: www.denigolfclub.com.au

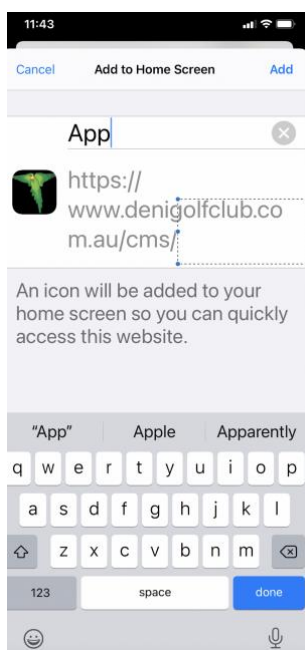
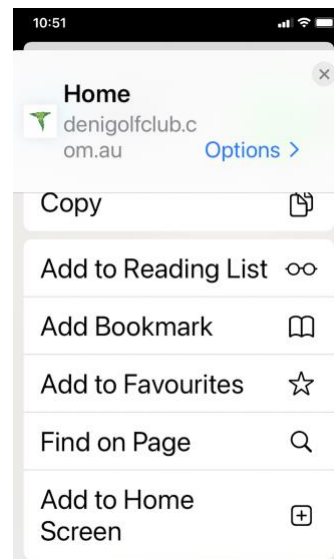


- At the bottom of your phone screen you will see forward icon



(This is located at the top right corner on your iPad).


- Press this button and it will take you to the screen on the right.
- Scroll down and Press on Add to Home Screen.



Above the website address (on iPad) or where it says App on the iPhone Click here and Type Deni Golf or Golf Website and Press Done on iPhone (or Add on iPad).



It will then be placed on the home screen where you can just press on it anytime to open.



Hope this makes it easier to access our Website and Calendar.

Don't hesitate to ask for help.